



SKT 400

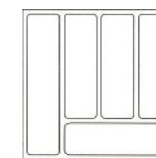
SKT 400	H	W min.	W max.	D min.	D max.
K0 300	50	176	299	395	446
K0 400	50	301	399	395	446
K0 500	50	401	499	395	446
K0 600	50	501	559	395	446



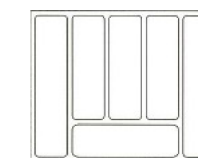
K0 300



K0 400



K0 500



K0 600

SKT 500

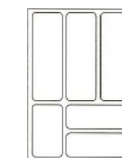
SKT 500	H	W min.	W max.	D min.	D max.
K0 300	50	176	299	446	496
K0 350	50	201	299	437	496
K0 400	50	301	399	437	496
K0 450	50	350	399	437	496
K0 500	50	401	499	437	496
K0 600	50	501	559	437	496



K0 300



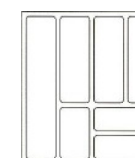
K0 350



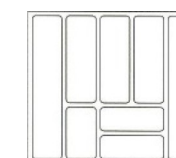
K0 400



K0 450



K0 500



K0 600

For many years now, the CLASSIC cutlery tray can be found in kitchens, as it is an expression of a timeless kitchen design and of the highest quality. The evenly spaced compartments and its classic alignments allow it to be used even in changing trends. Due to the complex injection moulding process, the sensitive inner corners receive a secure stability against any damage.

The partitions are designed to meet the classic requirements for storing cutlery, and the corners are easy to clean. The CLASSIC series can individually be adapted to the frame systems commonly used on the market and is reliably supplied as a completely finished product.

- Made by injection moulding
- Ideal utilization of the drawer in the kitchen cabinet
- Classic alignments
- Cleanable radius
- Classic, linear compartment layout
- Etched surfaces in the base area for high scratch resistance
- Flexible use in all common drawer and cabinet types

